


V-Series Hydraulic Couplings



steel



brass




316 stainless

Interchange Unvalved Male Threaded Couplers


Body Size	Threads	Steel Part #	Brass Part #	316 Stainless Steel Part #
1/4"	1/4" - 18 NPTF	2VM2-E	2VM2-B-E	2VM2-SS-E
3/8"	3/8" - 18 NPTF	3VM3-E	3VM3-B-E	3VM3-SS-E
1/2"	1/2" - 14 NPTF	4VM4-E	4VM4-B-E	4VM4-SS-E
3/4"	3/4" - 14 NPTF	6VM6-E	6VM6-B-E	6VM6-SS-E
1"	1" - 11-1/2 NPTF	8VM8-E	8VM8-B-E	8VM8-SS-E
1 1/4"	1-1/4" - 11-1/2 NPTF	10VM10-E	---	10VM10-SS-E
1-1/2"	1-1/2" - 11-1/2 NPTF	12VM12-E	---	12VM12-SS-E
2"	2" - 11-1/2 NPTF	16VM16-E	---	16VM16-SS-E



steel



brass



316 stainless

Interchange Unvalved Male Threaded Plugs

Body Size	Threads	Steel Part #	Brass Part #	316 Stainless Steel Part #
1/4"	1/4" - 18 NPTF	V2M2-E	V2M2-B-E	V2M2-SS-E
3/8"	3/8" - 18 NPTF	V3M3-E	V3M3-B-E	V3M3-SS-E
1/2"	1/2" - 14 NPTF	V4M4-E	V4M4-B-E	V4M4-SS-E
3/4"	3/4" - 14 NPTF	V6M6-E	V6M6-B-E	V6M6-SS-E
1"	1" - 11-1/2 NPTF	V8M8-E	V8M8-B-E	V8M8-SS-E
1-1/4"	1-1/4" - 11-1/2 NPTF	V10M10-E	---	V10M10-SS-E
1-1/2"	1-1/2" - 11-1/2 NPTF	V12M12-E	---	V12M12-SS-E
2"	2" - 11-1/2 NPTF	V16M16-E	---	V16M16-SS-E